

GENERAL NOTES

1. PROFIBUS CABLE TO BE ORDERED FROM SEIMENS, P/N 6XV18300MH10, CUT TO LENGTH. MAX. CONSIGNMENT 1000 METERS, MIN. 20 METERS.

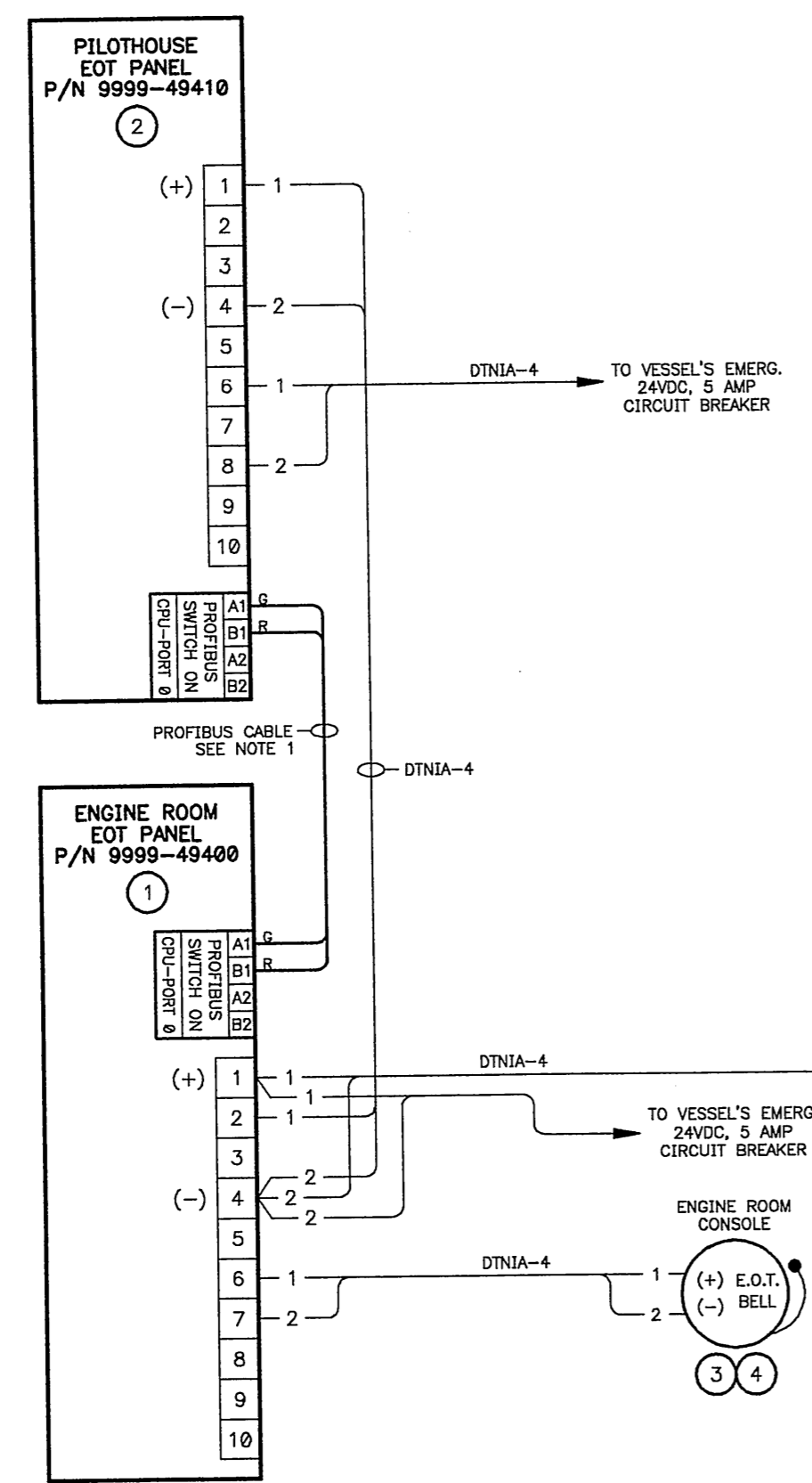
BILL OF MATERIAL

ITEM	QTY	DESCRIPTION	EMI PART No.	MFR PART No.	MANUFACTURER
1	2	ENGINE ROOM EOT PANEL	9999-49400	9999-49400	EMI
2	2	PILOTHOUSE EOT PANEL	9999-49410	9999-49410	EMI
3	2	BELL, 6 INCH	1300-00044A	MBDC-6	PYROTRONICS
4	2	BELL MOUNTING BOX	1400-00026	WBK-3	PYROTRONICS
5					

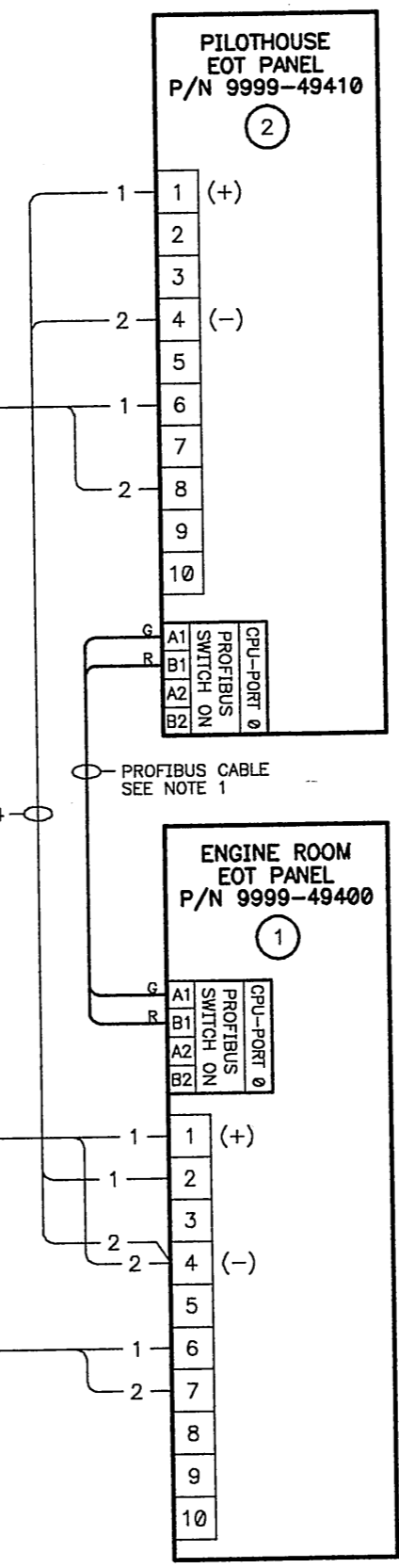
REVISIONS

REV	ZONE	ITEM	DESCRIPTION	DATE	BY

PORT ENGINE

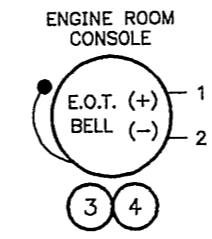
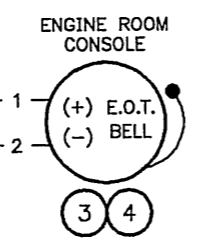


STBD ENGINE



TO VESSEL'S EMERG. 24VDC, 5 AMP CIRCUIT BREAKER

TO VESSEL'S EMERG. 24VDC, 5 AMP CIRCUIT BREAKER



THIS DRAWING CONTAINS PROPRIETARY INFORMATION AND DESIGNS OWNED BY ENGINE MONITOR INC. (E.M.I.). ALL DESIGNS, MANUFACTURING, REPRODUCTION, USE, PATENT RIGHTS, AND SALES RIGHTS REGARDING THE SAME ARE EXPRESSLY RESERVED BY ENGINE MONITOR INC.

REF No.	DRAWING NO.	DESCRIPTION
2	49410	PILOTHOUSE EOT PANEL
1	49400	ENGINE ROOM EOT PANEL

SHEET NO.																			
REVISION STATUS OF SHEETS																			
20	19	18	17	16	15	14	13	12	11	10	9	8	7	6	5	4	3	2	1

		TDI BROOKS INTERNATIONAL	
DRAWN BY: S.F. CHECKED APPVD CONTRACT NUMBER P.O. NUMBER 0921-06 HULL NUMBER	DATE 9/28/06 DATE DATE DATE	ENGINE ORDER TELEGRAPH SYSTEM CONNECTION DIAGRAM	
FILE JOB NO. WEIGHT	SIZE FSCM NO. B 63544 SWBS. --- DWG NO. SCALE: NONE	REV 0 SHEET 1 OF 1	A